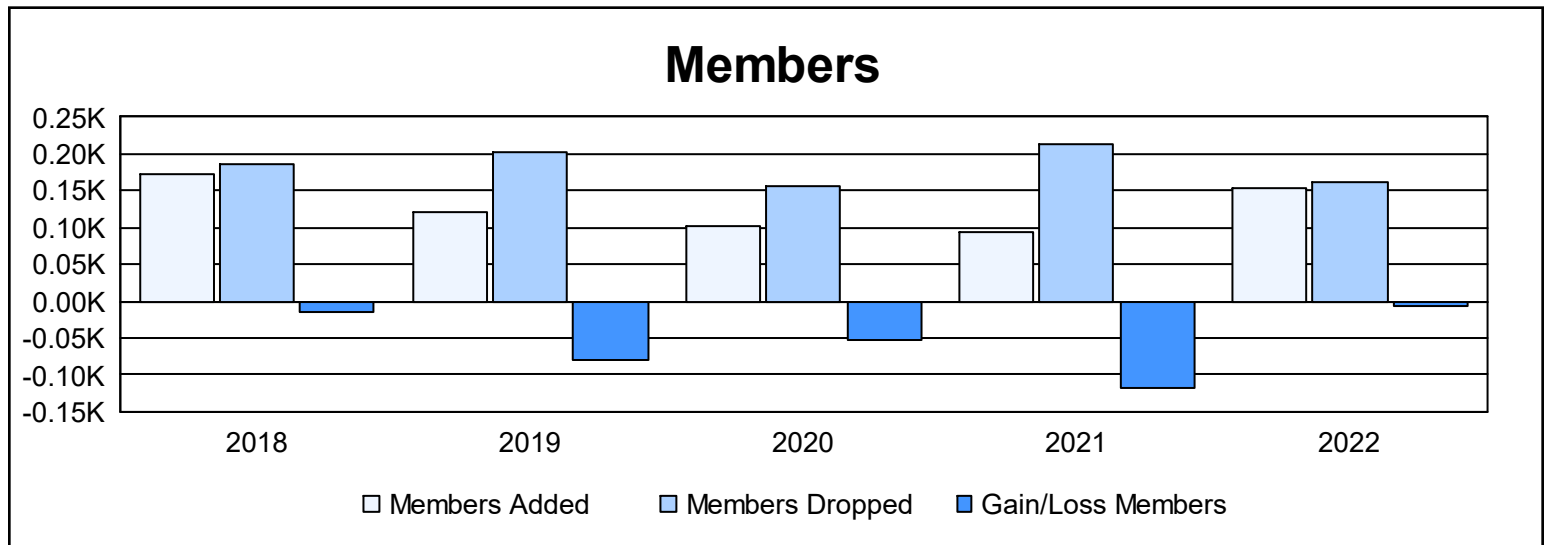
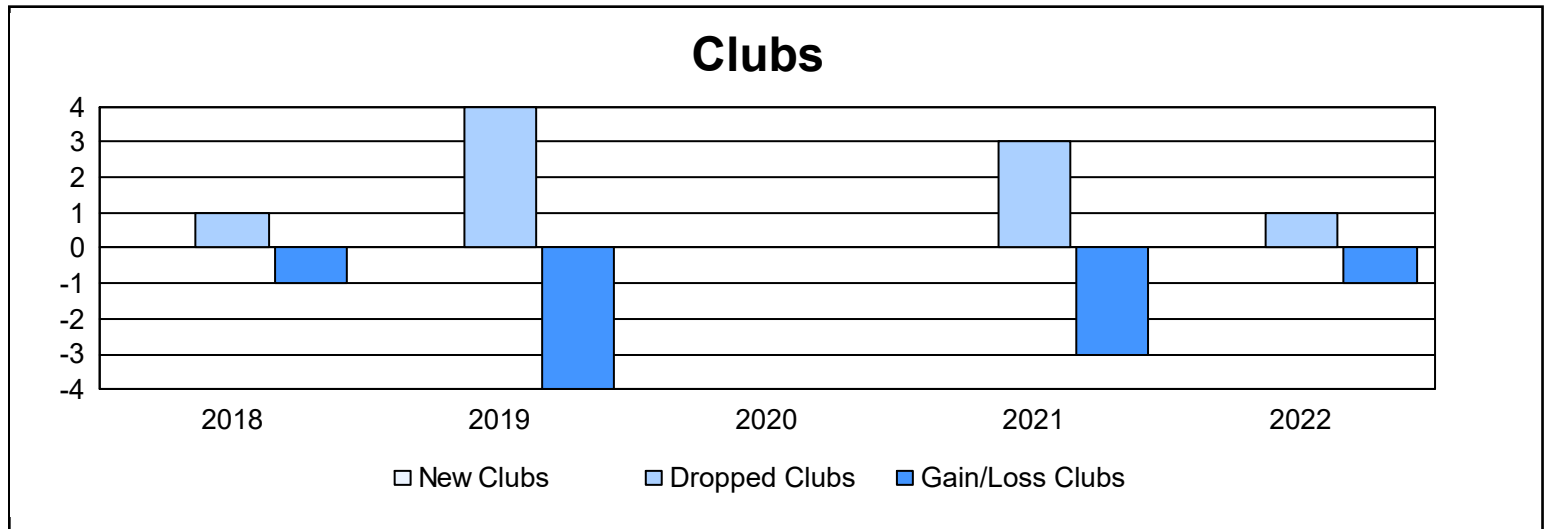
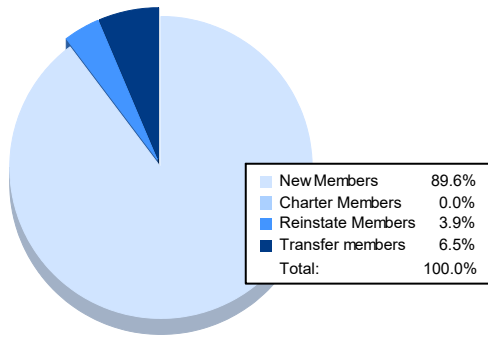


Year	New Clubs	Dropped Clubs	Gain/ Loss Clubs	New Members	Charter Members	Reinstate Members	Transfer Members	Total Member Added	Total Members Dropped	Gain/ Loss Members
2017-2018	0	1	-1	154	1	12	6	173	187	-14
2018-2019	0	4	-4	116	0	3	3	122	203	-81
2019-2020	0	0	0	81	0	6	16	103	157	-54
2020-2021	0	3	-3	75	3	12	5	95	213	-118
2021-2022	0	1	-1	138	0	6	10	154	161	-7
<b>Average</b>	<b>0</b>	<b>2</b>	<b>-2</b>	<b>113</b>	<b>1</b>	<b>8</b>	<b>8</b>	<b>129</b>	<b>184</b>	<b>-55</b>



### Membership Composition June 2022 Cumulative



### Gender Composition June 2022 Cumulative

